

2200 Series

26-foot Tower, CH3718NZ (priced with 4 x 750W 120V Halogen)

Specifications

Extended Height :	26' 5"	\$ 5,472
Retracted Height:	73"	
Max top load :	265 lbs.	
Base tube diameter :	5.98" (152mm)	
Number of sections :	Seven	
Max wind speed :	68 mph @ 742 sq. in.	

Standard Tower Features

Part Number	Description	Price
TT.31621	Non-Dual Tilt and Turn 12V STANDARD	\$ 2,690
RC.31747	Wireless Remote Control	\$ 429
RC.31746	Wired Remote Control	\$ 1,377
MS.32301.MI	Tower Extension Warning Switch	\$ 131
FD.34125/750.110.T	FIRECO 4 x 750W 120V Halogen Lights	\$ 874
FB.33800	Lookup Light	\$ 310
CODE Z	Cable Z: (9)16ga + (13)24ga	\$ 302
BK.30207	Upper Mounting Bracket	\$ 148
BK.30107	Lower Mounting Bracket	\$ 79

Package List Price: \$11,812

OPTIONAL 4 x 750W 120V Lighting

Part Number	Description	Add
OPA100-S75 (4)	Fire Research Optimum	\$ 841
KR-36-WB (4)	Havis Shields Magnafire	\$ 692

OPTIONAL Dual Tilt and Turn

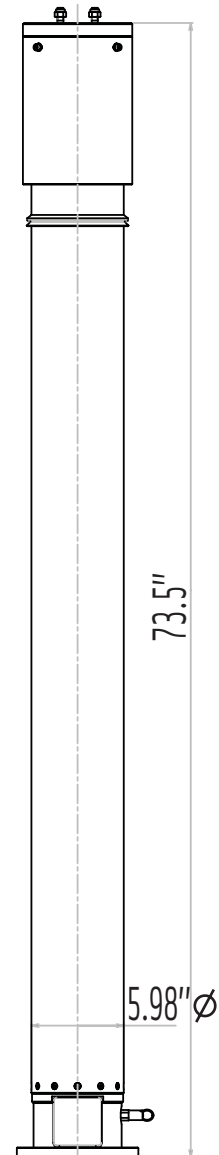
Part Number	Description	Add
TT.31641	DUAL Tilt/Turn 12V STANDARD	\$ 1,067
RC.31748	Wired Remote Control 3 motors	
RC.31749	Wireless Remote Control 3 motors	

OPTIONAL Smart Remote Control

Part Number	Description	Add
RC.31756	SMART Remote Control (non-dual tilt)	\$ 100
RC.31758	SMART Remote Control (dual tilt)	\$ 150


OPTIONAL Mounting Bracket

Part Number	Description	Add
BK.30057	Square Roof Bracket	\$ 50



Tower Model CH3718NZ


Featured Options



Smart Remote Non-Dual Tilt RC.31756



Fire Research Optimum OPA100-S75 (4)



Havis Shields Magnafire KR-36-WB (4)